

## ITEM OPPORTUNITY SYNOPSIS

<b>Scouting Number:</b>	2024-246
<b>Name of the item to be scouted:</b>	Industrial Roll-Up Metal Door
<b>State item to be used in:</b>	Washington
<b>Describe the Item:</b>	
<b>Please describe the item application/the end use of the item.</b>	Commercial roll-up door, Push up, 9'-1/2" Wide x 7' high, between jambs mounting, steel header, aluminum guide, Aluminum foam filled 53mm curtain, Wind load rating 6, impact rating of D.
<b>Supplier Information:</b>	
<b>Type of Supplier Being Sought (select from the list below):</b>	
Manufacturer	x
Contract Manufacturer	
Distributor	
Other (Please Specify)	
<b>Reason for Scouting Submission (select from the list below)</b>	
2nd Supplier	
Price	
Re-Shore	
Past supplier no longer available	
New Product Startup	
BABA	x
Other (Please Specify)	
<b>Summary of Technical Specifications and Performance Requirements:</b>	
<b>Describe the manufacturing processes (elaborate to provide as much detail as possible)</b>	Roll Forming, Cutting/Welding, Powder Coating
<b>Provide dimensions / size / tolerances / performance specifications of the item</b>	9'-4 1/2" wide x 7' high please see attached document for additional information.
<b>List required materials needed to make the product, including materials of product components, if applicable</b>	Steel, aluminum fabricated aluminum foam filled slats
<b>Are there applicable certification requirements?</b>	
Yes	
No	x
Please explain:	
<b>Are there any applicable regulations that apply to the production of this item?</b>	
Yes	
No	x
Please explain:	
<b>Are there any other standards / requirements?</b>	
Yes	
No	x
Please explain:	
<b>NAICS CODES:</b>	
NAICS 1	332321 Metal window and door manufacturing
NAICS 2	
<b>Additional Comments:</b>	
<b>Additional technical comments:</b>	
<b>Volume and Pricing:</b>	
<b>Estimated Potential Business Volume (i.e. #units per day, month, year):</b>	2-3 per year
<b>Estimated Target Price/Unit Cost Information:</b>	\$9720.00 each
<b>Delivery Requirements:</b>	
<b>When is it needed by? (Immediate, 30 days, 6 months, etc.)</b>	October
<b>Describe packaging requirements (i.e. individually/group packaging, etc.)</b>	Palletized
<b>Where will this item be shipped?</b>	Troutdale Oregon
<b>Additional Comments:</b>	

**Is there other information you would like to include?**

Federal Aviation Administration Point of Contact information for questions including BABA/Buy American compliance: Carlos Fields carlos@faa.gov  
Please copy scouting@nist.gov on all correspondence.

**MOTOR SPECIFICATIONS:**

**ELECTRICAL EQUIPMENT LIST:**

**BOTTOM BAR LOCKING:**

**QUANTITY & MARK:**

Type - Standard mortise cylinder 1" lg. x 1 5/32" dia.

(1) 001

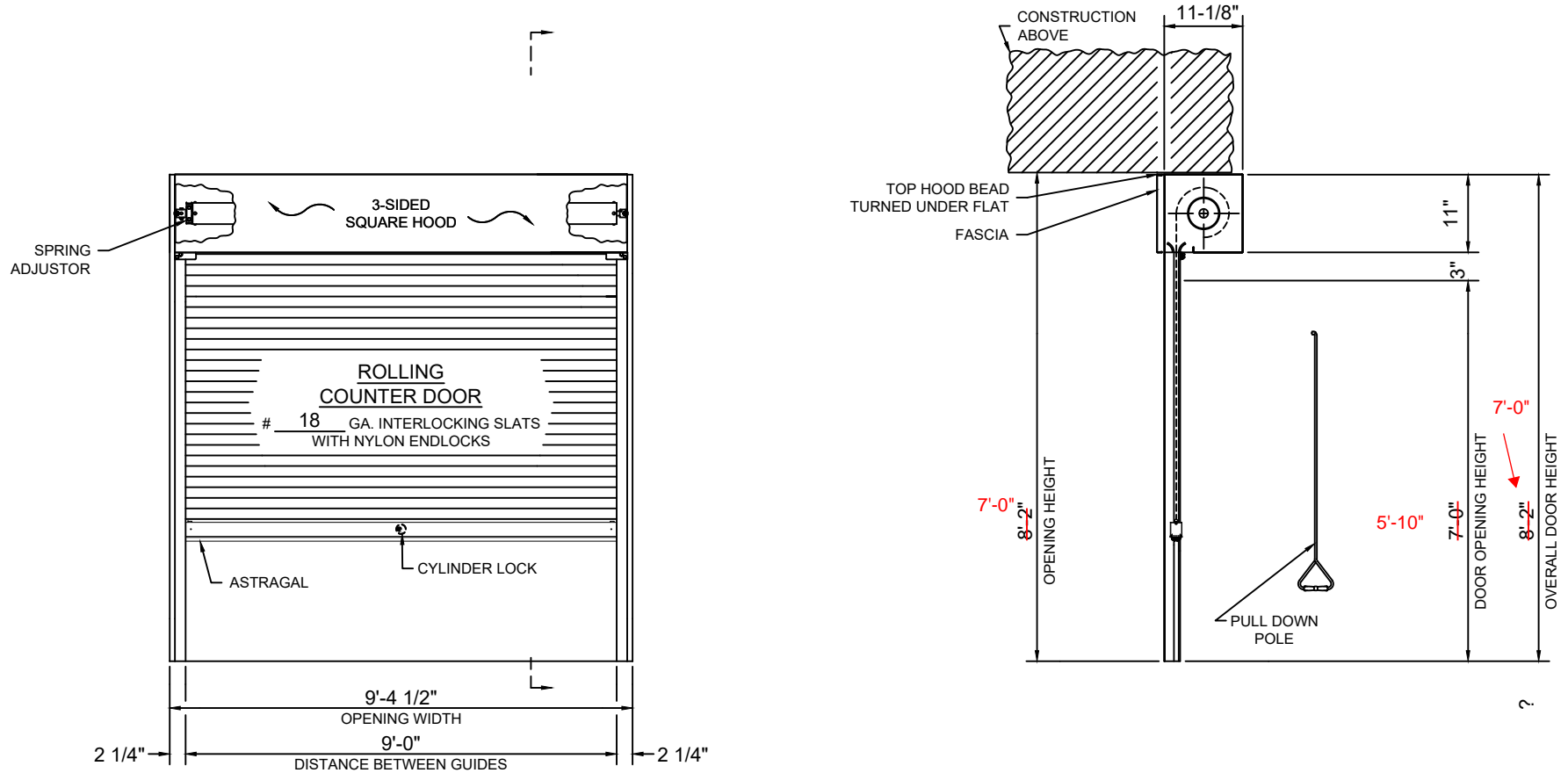
Operable Side(s)- Fascia only  
Not masterkeyed. Hardware contractor to replace standard cylinder with masterkeyed cylinder in the field when required

**MATERIAL & FINISH:**

- Curtain - Aluminum,
- Bottom Bar - Extruded aluminum, clear anodized 204-R1
- Guides - Extruded aluminum, clear anodized 204-R1
- Hood - Aluminum, clear anodized 204-R1
- Plain Steel - Powder coated gray

I GUARANTEE FINISHED OPENING DIMENSIONS AND ALL CLEARANCES PER THIS DRAWING  
SIGNED & DATED \_\_\_\_\_  
REPRESENTING \_\_\_\_\_

**"SUPPORT TO RUN TO TOP OF COIL"**



**ELEVATION (COIL SIDE) AND SECTION VIEW**

See drawing # E 01554489 001 B for guide detail.

03-26-2021	PRODUCT CODE:
BSE_CDAR	PBI 1F 18AA

MODEL #:	JOB #:
ESC10	E 01554489 001 A

---	ORIGINAL DRAWING	07/15/21	A970
#	REVISION	DATE	BY

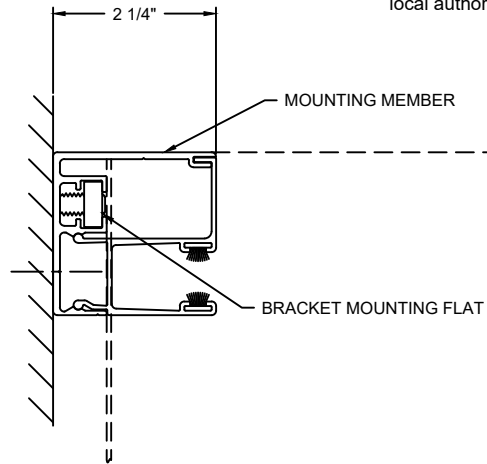
**PUSH-UP OPERATED  
ROLLING COUNTER DOOR**

JOB:  
**MASCOTT -TROUTDALE  
TROUTDALE,**

DEALER:
CONTRACTOR:
ARCHITECT:

**I GUARANTEE FINISHED OPENING  
DIMENSIONS AND ALL CLEARANCES  
PER THIS DRAWING  
SIGNED & DATED \_\_\_\_\_  
REPRESENTING \_\_\_\_\_**

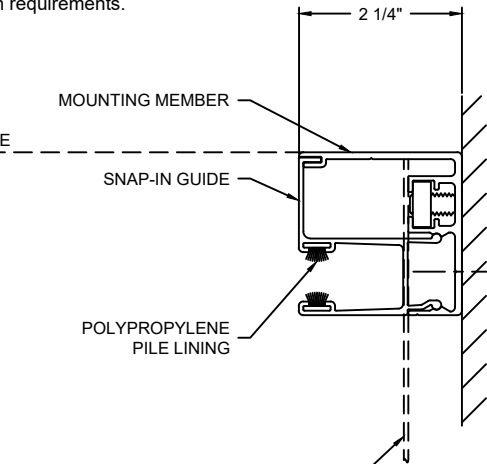
*NOTE:* Wall construction detail shown is for illustrative purposes only, does not imply compliance with building requirements, and must meet architectural specifications to properly support product. Products designed with wind load requirements must be properly fastened to structural members as specified in order to avoid catastrophic failure. Wall construction and closure installation shall be in accordance with the local authority having jurisdiction requirements.



**G324A**

WALL FASTENERS:

AT MAXIMUM 18" ON CENTER  
- #14 x 2" LONG PAN HEAD TAPPING  
SCREWS.



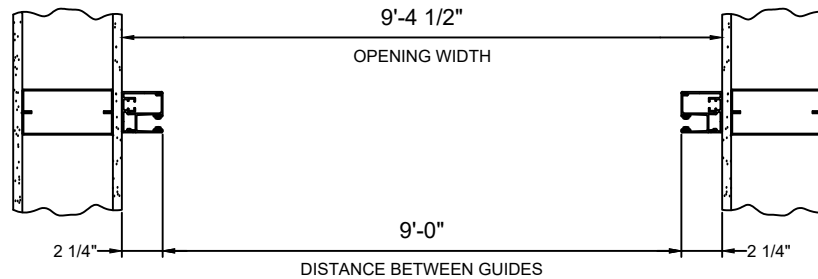
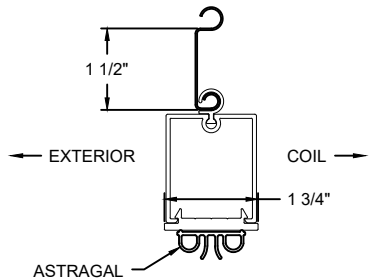
**G324A**

WALL FASTENERS:

AT MAXIMUM 18" ON CENTER  
- #14 x 2" LONG PAN HEAD TAPPING  
SCREWS.

BOTTOM BAR / SLAT DETAIL

MK: 001  
PLAN OF OPENING



03-26-2021	PRODUCT CODE:
CD1_EXT	PBI 1F 18AA

MODEL #:	JOB #:
ESC10	E 01554489 001 B

---	ORIGINAL DRAWING	07/15/21	A970	
#	REVISION	DATE	BY	

COUNTER DOOR  
EXTRUDED GUIDE ASSEMBLY

JOB:  
MASCOTT -TROUTDALE  
TROUTDALE,

DEALER*:
CONTRACTOR:
ARCHITECT: